

# THE LIGHTHOUSE



**October 2015**

- **Software**
- **Online & Digital**
- **Tech Enabled Business Services**

# TABLE OF CONTENTS

<b>1. Capital Market Trends .....</b>	<b>3</b>
<b>2. Public Market Valuations .....</b>	<b>4</b>
<b>3. M&amp;A Transactions .....</b>	<b>20</b>
<b>4. Selected Transactions .....</b>	<b>31</b>
<b>5. Pharus Overview .....</b>	<b>33</b>

---

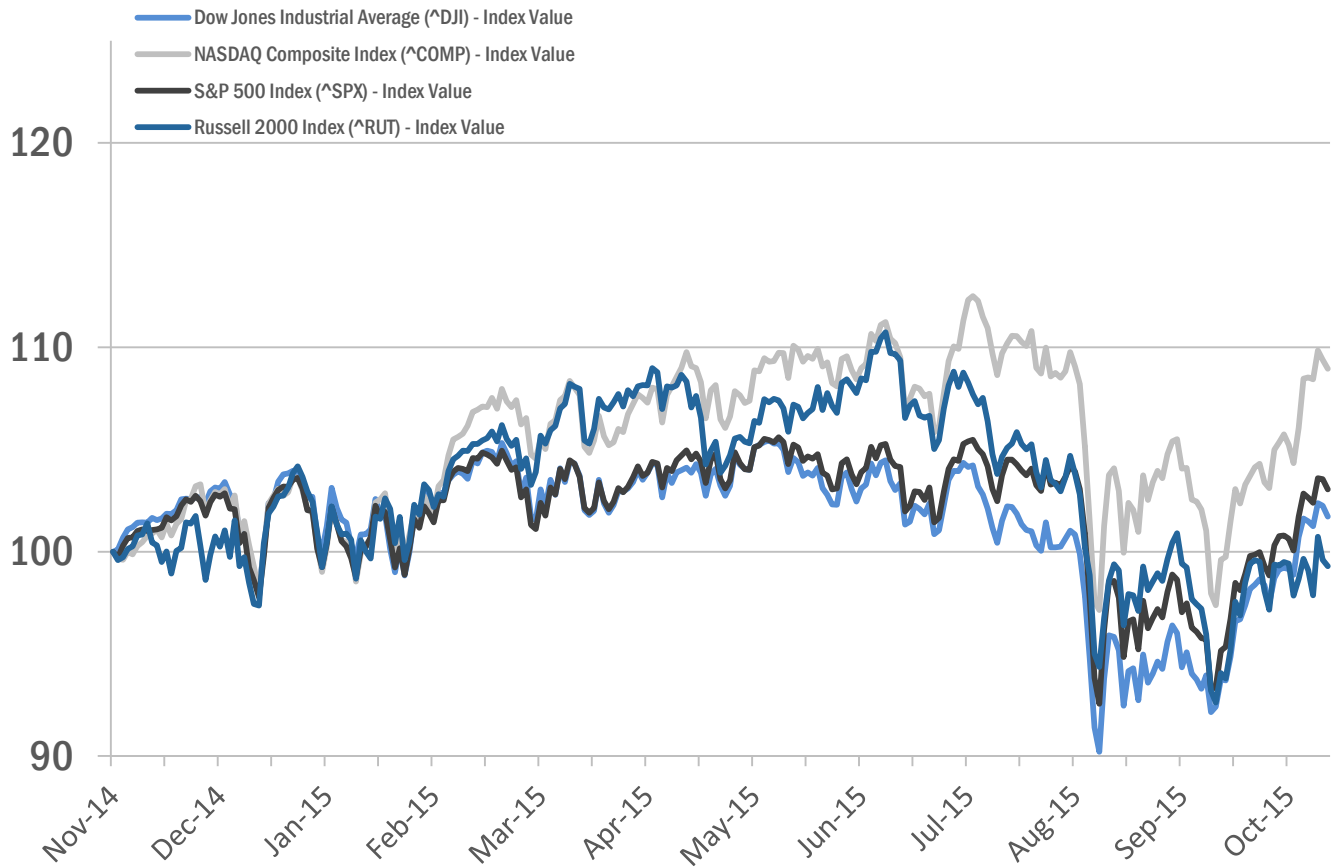
If you would like to be included on (or removed from) the distribution list for *The Lighthouse*, please contact Archit Vijoy at [avijoy@pharus.com](mailto:avijoy@pharus.com).

The information contained herein is obtained from sources we believe to be reliable but its accuracy and completeness, and that of the opinions based thereon, is not guaranteed. Pharus Advisors Holdings, or one or more of its partners, may have an interest in any of the securities or companies discussed herein. All rights reserved by Pharus Advisors Holdings, LLC. 2015 Copyright Pharus Advisors Holdings, LLC.

# 1. CAPITAL MARKET TRENDS

## RELATIVE PERFORMANCE OF MAJOR INDICES

Through October 30, 2015 (Base = 100, 11/03/2014)



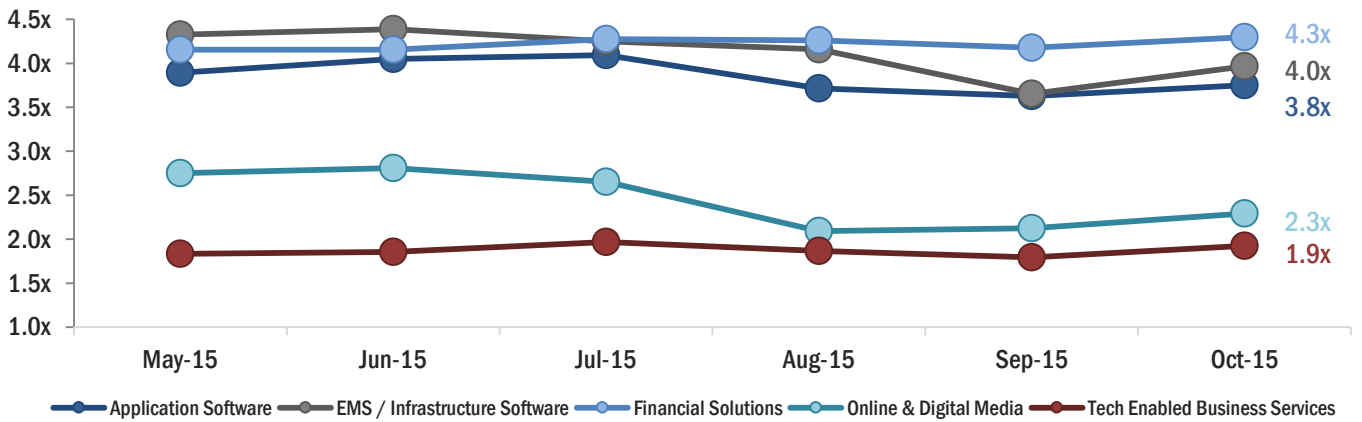
Index	As of 30-Oct-15	Change %		
		1 Year	3 Months	1 Month
Dow Jones	17,663.54	1.6%	-0.1%	8.5%
Nasdaq	5,053.75	9.1%	-1.5%	9.4%
S&P 500	2,079.36	3.0%	-1.2%	8.3%
Russell 2000	1,161.86	-1.0%	-6.2%	5.6%

# 2

# PUBLIC MARKET VALUATIONS

# 2. PUBLIC MARKET VALUATIONS

## HISTORICAL MEDIAN TEV / REVENUE MULTIPLES



	May-15	Jun-15	Jul-15	Aug-15	Sep-15	Oct-15
<b>Application Software</b>						
Customer Relationship Management (CRM) & Customer Engagement	2.9x	3.2x	3.0x	2.6x	2.7x	2.9x
Accounting & Enterprise Resource Planning (ERP)	4.7x	4.3x	4.3x	3.9x	3.8x	4.2x
Retail Software	1.3x	1.3x	1.2x	1.1x	1.1x	1.2x
Supply Chain Management (SCM) & Logistics	6.0x	6.4x	7.1x	7.0x	7.0x	7.1x
HR & Workforce Management	6.5x	7.4x	6.9x	5.9x	5.4x	5.6x
Education Technology	0.8x	0.9x	0.9x	0.9x	0.8x	0.7x
Industrial & Automation Software	3.7x	4.2x	4.0x	3.4x	3.2x	3.5x
Business Intelligence & Data	4.2x	4.1x	4.4x	4.1x	4.4x	4.4x
Design & Engineering Software	4.4x	4.0x	4.1x	3.8x	3.6x	3.9x
<b>EMS / Infrastructure Software</b>						
Security Software	5.7x	6.4x	5.4x	4.6x	4.1x	5.1x
System and Network Management Software	4.1x	2.9x	3.6x	2.8x	2.6x	2.9x
Platform / OS	3.3x	3.1x	3.3x	3.1x	3.1x	4.0x
<b>Financial Solutions</b>						
Banking Solutions	4.4x	4.5x	4.7x	4.6x	4.7x	4.9x
Capital Market & Investment Solutions	5.5x	5.3x	5.4x	4.9x	4.9x	4.8x
Consumer Data & Analytics	4.4x	4.2x	4.3x	4.0x	3.9x	4.2x
Payment Processing	1.8x	1.8x	2.6x	2.5x	2.7x	3.5x
Insurance Solutions	5.1x	4.8x	4.3x	4.6x	4.1x	4.5x
<b>Online &amp; Digital Media</b>						
Digital Advertising & Marketing	2.0x	2.8x	2.5x	1.9x	1.9x	2.2x
Digital Media & Video	2.0x	2.2x	2.1x	2.0x	1.9x	1.8x
Digital Advertising Agencies & Service Providers	1.5x	1.5x	1.7x	1.6x	1.5x	1.6x
Online Retail & Marketplaces	3.1x	2.9x	2.6x	2.4x	2.2x	2.3x
Digital Commerce Solutions	1.6x	1.6x	1.6x	1.6x	1.7x	1.8x
Social Media	9.3x	8.8x	8.0x	8.4x	9.0x	8.6x
Digital Gaming	2.0x	2.2x	2.0x	1.7x	1.6x	1.9x
Other Digital Companies	3.9x	4.2x	4.1x	3.5x	3.3x	3.7x
<b>Tech Enabled Business Services</b>						
IT Services, Integration & Consulting	1.3x	1.2x	1.4x	1.4x	1.3x	1.4x
Business Process Management (BPM)	2.3x	2.3x	2.6x	2.5x	2.4x	2.8x
Data Center Hosting & Services	7.1x	6.7x	6.9x	6.6x	6.6x	7.7x
Call Center	0.9x	0.9x	0.9x	0.8x	0.8x	0.9x

# 2. PUBLIC MARKET VALUATIONS

## CURRENT & FORWARD MARKET MULTIPLES

	Median TEV/Revenue		Median TEV/EBITDA	
	LTM	NTM	LTM	NTM
<b>Application Software</b>				
Customer Relationship Management (CRM) & Customer Engagement	2.9x	3.0x	33.3x	41.9x
Accounting & Enterprise Resource Planning (ERP)	4.2x	4.2x	17.9x	15.7x
Retail Software	1.2x	1.1x	16.6x	6.9x
Supply Chain Management (SCM) & Logistics	7.1x	5.9x	32.0x	23.2x
HR & Workforce Management	5.6x	4.1x	20.7x	36.3x
Education Technology	0.7x	0.5x	8.0x	5.2x
Industrial & Automation Software	3.5x	3.7x	21.5x	14.7x
Business Intelligence & Data	4.4x	3.8x	13.7x	19.1x
Design & Engineering Software	3.9x	2.9x	16.6x	10.3x
<b>EMS / Infrastructure Software</b>				
Security Software	5.1x	4.2x	19.4x	16.7x
System and Network Management Software	2.9x	2.8x	18.2x	12.7x
Platform / OS	4.0x	3.9x	11.1x	10.5x
<b>Financial Solutions</b>				
Banking Solutions	4.9x	4.5x	15.8x	12.0x
Capital Market & Investment Solutions	4.8x	4.5x	17.9x	12.1x
Consumer Data & Analytics	4.2x	4.5x	15.2x	14.5x
Payment Processing	3.5x	3.6x	15.5x	12.7x
Insurance Solutions	4.5x	4.8x	16.4x	14.2x
<b>Online &amp; Digital Media</b>				
Digital Advertising & Marketing	2.2x	1.9x	23.6x	17.2x
Digital Media & Video	1.8x	1.7x	13.7x	12.0x
Digital Advertising Agencies & Service Providers	1.6x	1.6x	10.4x	9.6x
Online Retail & Marketplaces	2.3x	2.4x	22.4x	h
Digital Commerce Solutions	2.2x	3.9x	17.8x	12.8x
Social Media	8.6x	6.5x	32.9x	15.9x
Digital Gaming	1.9x	1.5x	13.5x	8.7x
Other Digital Companies	3.7x	2.8x	15.7x	9.9x
<b>Tech Enabled Business Services</b>				
IT Services, Integration & Consulting	1.4x	1.6x	11.6x	10.0x
Business Process Management (BPM)	2.8x	2.4x	12.7x	11.2x
Data Center Hosting & Services	7.7x	6.5x	16.3x	12.9x
Call Center	0.9x	0.9x	7.2x	7.3x

Medians				
Application Software	3.8x	3.6x	19.2x	17.5x
EMS / Infrastructure Software	4.0x	3.1x	16.7x	14.1x
Financial Solutions	4.3x	4.0x	16.1x	12.7x
Online & Digital Media	2.3x	1.9x	15.8x	12.7x
Tech Enabled Business Services	1.9x	2.0x	11.7x	10.7x

# 2. PUBLIC MARKET VALUATIONS

## APPLICATION SOFTWARE

(\$ in millions)		TEV	Market Cap	TEV/Revenue		TEV/EBITDA	
				LTM	NTM	LTM	NTM
<b>Customer Relationship Management (CRM) &amp; Customer Engagement</b>							
Bazaarvoice	NasdaqGS:BV	\$311	\$357	1.6x	1.5x	NM	98.5x
Cvent	NYSE:CVT	\$1,152	\$1,316	7.0x	5.2x	NM	49.2x
Five9	NasdaqGM:FIVN	\$200	\$218	1.7x	1.4x	NM	NM
Interactive Intelligence	NasdaqGS:ININ	\$635	\$701	1.7x	1.5x	68.1x	81.9x
LivePerson	NasdaqGS:LPSN	\$409	\$446	1.8x	1.6x	44.0x	16.5x
MINDBODY	NasdaqGM:MB	\$521	\$612	6.1x	4.2x	NM	NM
NICE Systems	TASE:NICE	\$3,280	\$3,717	3.1x	3.4x	14.8x	13.1x
Opower	NYSE:OPWR	\$376	\$497	2.7x	2.2x	NM	NM
Pegasystems	NasdaqGS:PEGA	\$1,907	\$2,131	2.9x	2.6x	23.4x	18.3x
Salesforce.com	NYSE:CRM	\$51,794	\$50,943	8.7x	7.1x	164.0x	41.9x
SDL	LSE:SDL	\$474	\$486	1.2x	NA	14.7x	NA
Veeva	NYSE:VEEV	\$2,921	\$3,359	8.1x	6.5x	33.3x	22.7x
Zendesk	NYSE:ZEN	\$1,484	\$1,770	9.1x	5.6x	NM	534.2x
<b>Median</b>				<b>2.9x</b>	<b>3.0x</b>	<b>33.3x</b>	<b>41.9x</b>
<b>Accounting &amp; Enterprise Resource Planning (ERP)</b>							
BasWare	HLSE:BAS1V	\$549	\$588	3.6x	NA	63.1x	NA
IFS	OM:IFS B	\$924	\$954	2.4x	NA	19.6x	NA
Intuit	NasdaqGS:INTU	\$25,821	\$27,018	6.2x	5.6x	23.8x	15.7x
Kingdee International	SEHK:268	\$1,096	\$1,207	4.4x	NA	19.2x	NA
Model N	NYSE:MODN	\$173	\$267	2.0x	1.6x	NM	NM
Netsuite	NYSE:N	\$6,627	\$6,724	9.6x	7.4x	NM	94.5x
Oracle	NYSE:ORCL	\$152,199	\$165,638	4.0x	4.0x	9.6x	8.6x
QAD	NasdaqGS:QADA	\$352	\$467	1.2x	1.2x	15.7x	12.4x
Sage	LSE:SGE	\$9,875	\$9,087	4.7x	NA	16.7x	NA
SAP	DB:SAP	\$100,799	\$94,526	4.6x	4.5x	14.2x	12.9x
Textura	NYSE:TXTR	\$691	\$759	9.3x	6.5x	NM	36.0x
Upland Software	NasdaqGM:UPLD	\$119	\$122	1.8x	1.7x	NM	22.4x
<b>Median</b>				<b>4.2x</b>	<b>4.2x</b>	<b>17.9x</b>	<b>15.7x</b>
<b>Retail Software</b>							
Gk Software AG	DB:GKS	\$72	\$62	1.2x	NA	NM	NA
NCR	NYSE:NCR	\$7,486	\$4,519	1.2x	1.1x	21.8x	6.9x
Wincor Nixdorf	XTRA:WIN	\$1,690	\$1,535	0.6x	NA	11.4x	NA
<b>Median</b>				<b>1.2x</b>	<b>1.1x</b>	<b>16.6x</b>	<b>6.9x</b>

# 2. PUBLIC MARKET VALUATIONS

## APPLICATION SOFTWARE (CONTINUED)

(\$ in millions)		TEV	Market Cap	TEV/Revenue		TEV/EBITDA	
				LTM	NTM	LTM	NTM
<b>Supply Chain Management (SCM) &amp; Logistics</b>							
Amber Road	NYSE:AMBR	\$102	\$105	1.5x	1.4x	NM	NM
Descartes Systems Group	TSX:DSG	\$1,273	\$1,320	7.2x	6.4x	23.7x	19.5x
Manhattan Associates	NasdaqGS:MANH	\$5,204	\$5,323	9.5x	8.7x	32.9x	26.9x
SciQuest	NasdaqGS:SQI	\$194	\$330	1.9x	1.8x	31.1x	8.9x
SPS Commerce	NasdaqGS:SPSC	\$1,071	\$1,194	7.1x	5.9x	69.6x	41.4x
<b>Median</b>				<b>7.1x</b>	<b>5.9x</b>	<b>32.0x</b>	<b>23.2x</b>
<b>HR &amp; Workforce Management</b>							
Benefit Focus	NasdaqGM:BNFT	\$870	\$918	5.4x	4.0x	NM	NM
Callidus	NasdaqGM:CALD	\$876	\$968	5.7x	4.4x	NM	36.3x
CastLight Health	NYSE:CSLT	\$313	\$477	5.1x	3.3x	NM	NM
Cornerstone OnDemand	NasdaqGS:CSOD	\$1,711	\$1,707	5.7x	4.2x	NM	91.7x
Dice Holdings	NYSE:DHX	\$544	\$477	2.1x	2.1x	8.2x	7.2x
Paycom	NYSE:PAYC	\$2,230	\$2,247	12.1x	8.1x	58.6x	36.8x
Paylocity	NasdaqGS:PCTY	\$1,625	\$1,706	10.6x	7.2x	NM	88.8x
TriNet Group	NYSE:TNET	\$1,721	\$1,339	0.7x	0.6x	11.6x	10.0x
Ultimate Software	NasdaqGS:ULTI	\$5,721	\$5,842	9.8x	7.9x	86.1x	32.4x
Verint Systems	NasdaqGS:VRNT	\$3,342	\$2,957	2.9x	2.7x	20.7x	10.6x
Workday	NYSE:WDAY	\$13,758	\$15,162	14.1x	10.1x	NM	146.8x
Xactly Corporation	NYSE:XTLY	\$228	\$271	3.4x	2.7x	NM	NM
<b>Median</b>				<b>5.6x</b>	<b>4.1x</b>	<b>20.7x</b>	<b>36.3x</b>
<b>Education Technology</b>							
Blackbaud	NasdaqGS:BLKB	\$3,112	\$2,888	5.1x	4.3x	30.8x	20.0x
Cambium Learning Group	NasdaqCM:ABCD	\$343	\$219	2.4x	NA	15.3x	NA
K12 Inc	NYSE:LRN	\$264	\$378	0.3x	0.3x	4.8x	2.9x
Leapfrog Enterprises	NYSE:LF	-\$32	\$57	NM	-0.1x	NM	0.6x
Rosetta Stone	NYSE:RST	\$116	\$143	0.5x	0.5x	NM	NM
Smart Technologies	TSX:SMA	\$175	\$57	0.4x	0.5x	2.7x	7.6x
Tribal Group	LSE:TRB	\$155	\$119	0.8x	NA	8.0x	NA
<b>Median</b>				<b>0.7x</b>	<b>0.5x</b>	<b>8.0x</b>	<b>5.2x</b>
<b>Industrial &amp; Automation Software</b>							
American Software	NasdaqGS:AMSW.A	\$227	\$293	2.1x	2.0x	17.0x	11.1x
Aspen Technology	NasdaqGS:AZPN	\$3,266	\$3,447	7.2x	6.9x	16.7x	14.7x
Dassault	ENXTPA:DSY	\$18,641	\$19,975	6.2x	5.8x	23.5x	16.8x
Materialise NV	NasdaqGS:MTLS	\$358	\$398	3.5x	3.0x	213.3x	37.0x
Parametric Technology	NasdaqGS:PTC	\$4,441	\$4,046	3.5x	3.7x	21.5x	13.2x
<b>Median</b>				<b>3.5x</b>	<b>3.7x</b>	<b>21.5x</b>	<b>14.7x</b>



# 2. PUBLIC MARKET VALUATIONS

## APPLICATION SOFTWARE (CONTINUED)

		TEV	Market Cap	TEV/Revenue		TEV/EBITDA	
				LTM	NTM	LTM	NTM
(\$ in millions)							
<b>Business Intelligence &amp; Data</b>							
AppFolio	NasdaqGM:APPF	\$538	\$599	8.9x	5.5x	NM	NM
Corelogic	NYSE:CLGX	\$4,681	\$3,436	3.2x	3.0x	13.3x	10.8x
CoStar Group	NasdaqGS:CSGP	\$6,592	\$6,598	9.8x	8.1x	83.2x	32.2x
Covisint	NasdaqGS:COVS	\$36	\$83	0.4x	0.4x	NM	NM
Hortonworks	NasdaqGS:HDP	\$715	\$857	9.1x	4.3x	NM	NM
Inovalon Holdings	NASDAQ:INOV	\$2,904	\$3,411	7.5x	5.4x	21.0x	15.6x
MicroStrategy	NasdaqGS:MSTR	\$1,499	\$1,956	2.8x	2.7x	10.7x	8.8x
New Relic	NYSE:NEWR	\$1,688	\$1,883	13.4x	8.3x	NM	NM
Open Text	NasdaqGS:OTEX	\$6,508	\$5,631	3.6x	3.5x	12.8x	9.7x
PROS Holdings	NYSE:PRO	\$668	\$712	3.6x	4.1x	NM	NM
Qlik Technologies	NasdaqGS:QLIK	\$2,597	\$2,918	4.4x	3.8x	NM	37.5x
Sabre	NasdaqGS:SABR	\$11,142	\$8,138	3.9x	3.4x	14.1x	10.9x
Splunk	NasdaqGS:SPLK	\$6,360	\$7,215	11.8x	8.9x	NM	132.6x
Tableau	NYSE:DATA	\$5,302	\$6,031	10.1x	6.5x	NM	58.1x
TrueCar	NasdaqGS:TRUE	\$406	\$506	1.7x	1.4x	NM	22.6x
Varonis Systems	NasdaqGS:VRNS	\$293	\$398	2.6x	2.0x	NM	NM
Workiva	NYSE:WK	\$611	\$674	4.8x	3.6x	NM	NM
<b>Median</b>				<b>4.4x</b>	<b>3.8x</b>	<b>13.7x</b>	<b>19.1x</b>
<b>Design &amp; Engineering Software</b>							
Ansys	NasdaqGS:ANSS	\$7,750	\$8,592	8.2x	7.7x	17.9x	15.6x
Autodesk	NasdaqGS:ADSK	\$11,580	\$12,484	4.6x	4.9x	57.6x	168.3x
Aveva Group	LSE:AVV	\$1,869	\$2,029	5.8x	NA	20.8x	NA
Mentor Graphics	NasdaqGS:MENT	\$3,164	\$3,189	2.5x	2.4x	10.6x	10.3x
Progress Software	NasdaqGS:PRGS	\$1,145	\$1,219	3.2x	2.7x	15.7x	8.2x
RIB Software	DB:RSTA	\$368	\$564	3.9x	NA	14.0x	NA
Synopsys	NasdaqGS:SNPS	\$6,884	\$7,794	3.1x	2.9x	16.6x	10.2x
<b>Median</b>				<b>3.9x</b>	<b>2.9x</b>	<b>16.6x</b>	<b>10.3x</b>

# 2. PUBLIC MARKET VALUATIONS

## EMS / INFRASTRUCTURE SOFTWARE

		TEV	Market Cap	TEV/Revenue		TEV/EBITDA	
(\$ in millions)				LTM	NTM	LTM	NTM
<b>Security Software</b>							
AVG Technologies	NYSE:AVG	\$1,386	\$1,238	3.4x	3.1x	11.4x	8.4x
Barracuda Networks	NYSE:CUDA	\$811	\$1,024	2.7x	2.3x	166.7x	9.2x
Check Point Software	NasdaqGS:CHKP	\$14,063	\$15,362	8.8x	8.1x	16.7x	14.5x
Cheetah Mobile	NYSE:CMCM	\$2,674	\$2,841	6.4x	3.0x	71.6x	21.3x
Cyber-Ark Software	NasdaqGS:CYBR	\$1,288	\$1,572	9.6x	6.9x	40.2x	33.2x
FireEye	NasdaqGS:FEYE	\$3,668	\$4,169	6.9x	4.8x	NM	NM
Fortinet	NasdaqGS:FTNT	\$4,973	\$5,881	5.3x	4.2x	88.7x	24.4x
Gemalto	ENXTAM:GTO	\$6,085	\$5,538	1.9x	NA	12.0x	NA
Imperva	NYSE:IMPV	\$1,954	\$2,207	9.2x	7.2x	NM	169.8x
Imprivata Inc.	NYSE:IMPR	\$210	\$263	1.9x	1.6x	NM	NM
MobileIron	NasdaqGS:MOBL	\$206	\$304	1.4x	1.2x	NM	NM
NetQin Mobile	NYSE:NQ	\$366	\$345	1.0x	0.7x	NM	NA
Palo Alto Networks	NYSE:PANW	\$13,501	\$13,803	14.5x	10.4x	NM	46.0x
Proofpoint	NasdaqGM:PFPT	\$2,769	\$2,845	11.2x	8.6x	NM	462.4x
Qualys	NasdaqGS:QLYS	\$1,046	\$1,204	7.1x	5.5x	34.1x	17.2x
Qihoo 360 Technology	NYSE:QIHU	\$7,849	\$7,361	4.8x	3.4x	19.4x	11.3x
Rapid7	NasdaqGM:RPD	\$1,072	\$836	11.7x	8.2x	NM	NM
Symantec	NasdaqGS:SYMC	\$12,197	\$13,992	1.9x	3.3x	6.7x	9.5x
Trend Micro	TSE:4704	\$4,313	\$5,344	4.3x	NA	12.6x	NA
VASCO	NasdaqCM:VDSI	\$568	\$752	2.2x	2.5x	10.0x	11.9x
Zix	NasdaqGS:ZIXI	\$274	\$298	5.1x	4.6x	26.1x	16.2x
<b>Median</b>				<b>5.1x</b>	<b>4.2x</b>	<b>19.4x</b>	<b>16.7x</b>
<b>System and Network Management Software</b>							
A10 Networks	NYSE:ATEN	\$348	\$448	1.9x	1.6x	NM	NM
Apigee	NasdaqGS:APIC	\$199	\$284	2.9x	2.2x	NM	NM
CA Technologies	NasdaqGS:CA	\$11,496	\$12,158	2.8x	2.8x	8.9x	7.3x
CommVault Systems	NasdaqGS:CVLT	\$1,436	\$1,836	2.5x	2.4x	106.7x	17.4x
EMC	NYSE:EMC	\$52,173	\$50,860	2.1x	2.0x	10.8x	7.5x
Gigamon	NYSE:GIMO	\$693	\$879	3.4x	2.8x	55.3x	12.7x
Infoblox	NYSE:BLOX	\$630	\$961	2.1x	1.7x	NM	15.2x
Micro Focus	LSE:MCRO	\$5,636	\$4,223	6.7x	NA	18.2x	NA
Netscout Systems	NasdaqGS:NTCT	\$3,545	\$3,613	5.9x	2.8x	37.9x	10.8x
ServiceNow	NYSE:NOW	\$12,483	\$12,746	13.6x	9.9x	NM	58.9x
Software AG	XTRA:SOW	\$2,285	\$2,283	2.4x	NA	8.4x	NA
SolarWinds	NYSE:SWI	\$4,060	\$4,163	8.4x	7.0x	27.1x	15.0x
Vmware	NYSE:VMW	\$19,654	\$25,371	3.0x	2.8x	11.6x	8.2x
<b>Median</b>				<b>2.9x</b>	<b>2.8x</b>	<b>18.2x</b>	<b>12.7x</b>

# 2. PUBLIC MARKET VALUATIONS

## EMS / INFRASTRUCTURE SOFTWARE (CONTINUED)

(\$ in millions)

		TEV	Market Cap	TEV/Revenue		TEV/EBITDA	
				LTM	NTM	LTM	NTM
<b>Platform / OS</b>							
Citrix Systems	NasdaqGS:CTXS	\$13,438	\$13,194	4.2x	4.0x	15.7x	13.6x
Hewlett-Packard	NYSE:HPQ	\$57,206	\$48,480	0.5x	0.9x	4.5x	7.7x
IBM	NYSE:IBM	\$166,142	\$135,893	2.0x	2.1x	7.8x	7.5x
Microsoft Corp.	NasdaqGS:MSFT	\$359,979	\$420,484	4.0x	3.9x	11.1x	10.5x
Red Hat	NYSE:RHT	\$14,014	\$14,462	7.4x	6.4x	38.8x	24.1x
<b>Median</b>				<b>4.0x</b>	<b>3.9x</b>	<b>11.1x</b>	<b>10.5x</b>

# 2. PUBLIC MARKET VALUATIONS

## FINANCIAL SOLUTIONS

(\$ in millions)		TEV	Market Cap	TEV/Revenue		TEV/EBITDA	
				LTM	NTM	LTM	NTM
<b>Banking Solutions</b>							
Black Knight Financial Services	NYSE:BKFS	\$4,998	\$2,450	5.5x	5.1x	15.6x	11.4x
Bottomline Technologies	NasdaqGS:EPAY	\$1,091	\$1,057	3.3x	3.0x	25.1x	13.8x
DH Corporation	TSX:DH	\$4,367	\$2,848	4.1x	3.4x	16.3x	11.2x
Fidelity National	NYSE:FIS	\$25,221	\$20,533	3.9x	3.2x	15.7x	10.1x
Fiserv	NasdaqGS:FISV	\$25,982	\$22,056	5.0x	4.7x	15.8x	13.8x
Jack Henry & Associates	NasdaqGS:JKHY	\$6,096	\$6,192	4.9x	4.5x	14.0x	12.7x
Q2 Holdings	NYSE:QTWO	\$802	\$920	8.6x	6.0x	NM	NM
Temenos Group	SWX:TEMN	\$3,537	\$3,124	7.0x	NA	27.2x	NA
<b>Median</b>				<b>4.9x</b>	<b>4.5x</b>	<b>15.8x</b>	<b>12.0x</b>
<b>Capital Market &amp; Investment Solutions</b>							
Envestnet	NYSE:ENV	\$1,013	\$1,064	2.6x	1.9x	22.3x	9.9x
FactSet Research Systems	NYSE:FDS	\$7,085	\$7,232	7.0x	6.3x	19.5x	17.2x
Fidessa Group	LSE:FDSA	\$1,057	\$1,152	2.4x	NA	13.8x	NA
IRESS Limited	ASX:IRE	\$1,149	\$1,058	4.8x	NA	18.5x	NA
Moodys	NYSE:MCO	\$20,194	\$19,011	5.8x	5.6x	12.5x	12.0x
Morningstar	NasdaqGS:MORN	\$3,368	\$3,631	4.3x	4.0x	13.6x	12.2x
MSCI	NYSE:MSCI	\$7,933	\$7,347	7.5x	7.0x	17.3x	15.3x
SimCorp A/S	CPSE:SIM	\$1,954	\$1,979	6.9x	NA	25.6x	NA
SS&C Technologies Holdings	NasdaqGS:SSNC	\$6,906	\$7,171	8.5x	4.9x	22.3x	11.0x
Thomson Reuters	TSX:TRI	\$40,164	\$31,498	3.2x	3.2x	15.1x	11.1x
Yodlee	NasdaqGS:YDLE	\$448	\$517	4.5x	3.5x	NM	31.4x
<b>Median</b>				<b>4.8x</b>	<b>4.5x</b>	<b>17.9x</b>	<b>12.1x</b>
<b>Consumer Data &amp; Analytics</b>							
Equifax	NYSE:EFX	\$13,890	\$12,626	5.3x	5.0x	15.2x	14.1x
Experian	LSE:EXPN	\$20,033	\$16,620	4.0x	NA	12.4x	NA
Fair Isaac	NYSE:FICO	\$3,440	\$2,876	4.2x	4.0x	18.6x	15.0x
<b>Median</b>				<b>4.2x</b>	<b>4.5x</b>	<b>15.2x</b>	<b>14.5x</b>

# 2. PUBLIC MARKET VALUATIONS

## FINANCIAL SOLUTIONS (CONTINUED)

(\$ in millions)		TEV	Market Cap	TEV/Revenue		TEV/EBITDA	
				LTM	NTM	LTM	NTM
<b>Payment Processing</b>							
ACI Worldwide	NasdaqGS:ACIW	\$3,606	\$2,821	3.5x	3.3x	17.2x	12.7x
Cielo	BOVESPA:CIEL3	\$21,581	\$17,835	9.0x	NA	19.1x	NA
Euronet Worldwide	NasdaqGS:EEFT	\$4,169	\$4,230	2.4x	2.1x	15.8x	11.9x
First Data Corporation	NYSE:FDC	\$37,830	\$13,924	4.9x	3.8x	12.1x	13.2x
Global Payments	NYSE:GPN	\$10,481	\$8,859	3.7x	4.9x	17.1x	15.5x
Heartland	NYSE:HPY	\$3,175	\$2,720	1.2x	3.6x	15.2x	13.3x
MOL Global	NasdaqGS:MOLG	\$25	\$40	0.4x	NA	NM	NA
Monitise	AIM:MONI	-\$39	\$98	NM	NA	NM	NA
Net 1 Ueps Technologies	NasdaqGS:UEPS	\$749	\$806	1.2x	1.2x	4.4x	4.3x
Total System Services	NYSE:TSS	\$10,649	\$9,648	3.9x	3.7x	15.2x	12.0x
<b>Median</b>				<b>3.5x</b>	<b>3.6x</b>	<b>15.5x</b>	<b>12.7x</b>
<b>Insurance Solutions</b>							
CorVel	NasdaqGS:CRVL	\$635	\$662	1.3x	NA	10.2x	NA
Ebix	NasdaqGS:EBIX	\$1,078	\$955	4.5x	4.0x	12.7x	10.6x
Guidewire Software	NYSE:GWRE	\$3,564	\$4,136	9.4x	8.7x	157.9x	48.3x
Innovation Group	LSE:TIG	\$678	\$756	2.0x	NA	16.6x	NA
Sapiens International	NasdaqCM:SPNS	\$525	\$575	3.2x	2.6x	22.8x	17.1x
Solera Holdings	NYSE:SLH	\$6,136	\$3,675	5.4x	4.8x	14.9x	12.2x
Verisk	NasdaqGS:VRSK	\$15,159	\$12,133	7.7x	6.6x	16.4x	14.2x
<b>Median</b>				<b>4.5x</b>	<b>4.8x</b>	<b>16.4x</b>	<b>14.2x</b>

# 2. PUBLIC MARKET VALUATIONS

## ONLINE & DIGITAL

(\$ in millions)		TEV	Market Cap	TEV/Revenue		TEV/EBITDA	
				LTM	NTM	LTM	NTM
<b>Digital Advertising &amp; Marketing</b>							
AdThink Media	ENXTPA:ALADM	\$9	\$9	0.3x	NA	NM	NA
Baidu	NasdaqGS:BDU	\$60,209	\$64,795	6.2x	4.8x	23.9x	22.5x
Constant Contact	NasdaqGS:CTCT	\$659	\$839	1.9x	1.6x	15.0x	7.8x
Criteo	NasdaqGS:CRTO	\$2,063	\$2,367	1.9x	3.4x	23.6x	13.6x
Comscore	NasdaqGS:SCOR	\$1,508	\$1,666	4.3x	3.6x	80.7x	15.5x
Google	NasdaqGS:GOOGL	\$435,523	\$497,938	6.1x	5.3x	18.7x	13.0x
Hi-Media	ENXTPA:HIM	-\$11	\$13	NM	NA	NM	NA
Hubspot	NYSE:HUBS	\$1,642	\$1,751	11.3x	7.3x	NM	NM
Jive Software	NasdaqGS:JIVE	\$256	\$368	1.3x	1.3x	NM	78.4x
Marin Software	NYSE:MRIN	\$93	\$132	0.9x	0.8x	NM	NM
Marketo	NasdaqGS:MKTO	\$1,151	\$1,257	5.9x	4.4x	NM	NM
Perion Network	NasdaqGS:PERI	\$61	\$150	0.2x	0.3x	0.9x	2.2x
QuinStreet	NasdaqGS:QNST	\$204	\$250	0.7x	0.6x	NM	17.2x
Rocket Fuel	NasdaqGS:FUEL	\$198	\$196	0.4x	0.4x	NM	149.8x
SINA Corp	NasdaqGS:SINA	\$1,956	\$2,779	2.4x	2.1x	97.3x	17.7x
Tremor Video	NYSE:TRMR	\$25	\$93	0.1x	0.1x	NM	17.3x
The Rubicon Project	NYSE:RUBI	\$593	\$673	3.0x	1.9x	NM	12.1x
TubeMogul	NasdaqGS:TUBE	\$333	\$414	2.4x	1.6x	NM	NM
Yahoo	NasdaqGS:YHOO	\$28,901	\$33,532	5.8x	7.7x	33.2x	36.1x
Yandex	NasdaqGS:YNDX	\$4,953	\$5,135	5.8x	4.9x	18.7x	12.9x
YuMe	NYSE:YUME	\$56	\$104	0.3x	0.3x	NM	135.7x
<b>Median</b>				<b>2.2x</b>	<b>1.9x</b>	<b>23.6x</b>	<b>17.2x</b>
<b>Digital Media &amp; Video</b>							
Adobe Systems	NasdaqGS:ADBE	\$42,461	\$44,224	9.3x	7.8x	38.6x	20.6x
Blinkx	AIM:BLNX	\$63	\$162	0.3x	0.4x	NM	NM
Blucora	NasdaqGS:BCOR	\$327	\$402	0.7x	0.6x	5.1x	5.6x
Brightcove	NasdaqGS:BCOV	\$180	\$203	1.4x	1.3x	NM	21.9x
Demand Media	NYSE:DMD	\$44	\$87	0.3x	0.3x	NM	NM
Digimarc	NasdaqGS:DMRC	\$147	\$190	6.4x	5.9x	NM	NM
IAC/Interactive	NasdaqGS:IACI	\$5,767	\$5,562	1.8x	1.7x	14.4x	10.0x
Netflix	NasdaqGS:NFLX	\$46,111	\$46,320	7.2x	5.7x	123.9x	91.7x
Pandora Media	NYSE:P	\$2,093	\$2,456	1.9x	1.6x	NM	29.8x
Rovi	NasdaqGS:ROVI	\$1,647	\$787	3.2x	3.1x	10.6x	8.6x
Sonic Foundry	NasdaqCM:SOFO	\$36	\$33	1.0x	NA	NM	NA
TiVo	NasdaqGS:TIVO	\$533	\$890	1.1x	1.2x	6.2x	4.1x
VeriSign	NasdaqGS:VRSN	\$8,958	\$8,987	8.6x	8.1x	13.7x	12.0x
Xunlei Limited	NasdaqGS:XNET	\$79	\$525	0.5x	0.5x	2.9x	NA
Youku	NYSE:YOKU	\$3,855	\$4,752	4.6x	3.3x	56.9x	NM
<b>Median</b>				<b>1.8x</b>	<b>1.7x</b>	<b>13.7x</b>	<b>12.0x</b>

# 2. PUBLIC MARKET VALUATIONS

## ONLINE & DIGITAL (CONTINUED)

(\$ in millions)		TEV	Market Cap	TEV/Revenue		TEVEBITDA	
				LTM	NTM	LTM	NTM
<b>Digital Advertising Agencies &amp; Service Providers</b>							
Dentsu	TSE:4324	\$17,436	\$16,174	5.8x	NA	13.1x	NA
Havas	ENXTPA:HAV	\$3,794	\$3,632	1.7x	1.6x	10.5x	9.6x
IPG	NYSE:IPG	\$10,442	\$9,318	1.4x	1.3x	10.4x	9.7x
M&C Saatchi	AIM:SAA	\$371	\$365	1.4x	NA	13.7x	NA
Omnicom	NYSE:OMC	\$21,955	\$18,150	1.4x	1.4x	9.8x	9.6x
Publicis	ENXTPA:PUB	\$16,783	\$13,557	1.8x	1.6x	9.8x	9.1x
Valtech	ENXTPA:LTE	\$214	\$238	1.1x	NA	17.6x	NA
WPP	LSE:WPP	\$34,873	\$29,121	1.9x	1.8x	9.7x	11.1x
<b>Median</b>				<b>1.6x</b>	<b>1.6x</b>	<b>10.4x</b>	<b>9.6x</b>
<b>Online Retail &amp; Marketplaces</b>							
1-800-Flowers.com	NasdaqGS:FLWS	\$747	\$641	0.7x	0.6x	9.2x	8.4x
Alibaba	NYSE:BABA	\$207,270	\$210,617	15.3x	11.9x	49.0x	23.8x
Amazon	NasdaqGS:AMZN	\$297,557	\$293,398	3.0x	2.4x	42.6x	22.0x
ASOS	AIM:ASC	\$3,999	\$4,183	2.2x	NA	52.5x	NA
Blue Nile	NasdaqGS:NILE	\$353	\$392	0.7x	0.7x	21.6x	13.6x
boohoo.com	AIM:BOO	\$558	\$651	2.2x	NA	26.0x	NA
Ebay	NasdaqGS:EBAY	\$35,636	\$33,498	2.0x	4.0x	7.3x	9.8x
Expedia	NasdaqGS:EXPE	\$19,314	\$17,697	3.1x	2.4x	27.4x	13.0x
Groupon	NasdaqGS:GRPN	\$1,351	\$2,428	0.4x	0.5x	14.1x	10.3x
Grubhub	NYSE:GRUB	\$1,734	\$2,029	5.2x	4.1x	19.6x	15.6x
Ocado Group	LSE:OCDO	\$3,598	\$3,435	2.3x	NA	36.9x	NA
Overstock	NasdaqGM:OSTK	\$291	\$395	0.2x	0.2x	12.0x	6.0x
Rakuten	TSE:4755	\$20,148	\$19,900	3.7x	NA	15.9x	NA
RetailMeNot	NasdaqGS:SALE	\$269	\$471	1.0x	1.1x	4.9x	3.9x
Shutterstock	NYSE:SSTK	\$760	\$1,027	2.0x	1.5x	15.2x	7.7x
Stamps.com	NasdaqGS:STMP	\$1,165	\$1,247	6.8x	4.3x	27.7x	13.6x
The Priceline Group	NasdaqGS:PCLN	\$75,944	\$73,732	8.6x	7.4x	23.3x	18.3x
TripAdvisor	NasdaqGS:TRIP	\$11,649	\$12,072	8.3x	7.1x	32.7x	23.2x
Wayfair	NYSE:W	\$3,255	\$3,543	2.0x	1.2x	NM	NM
Wowo	NasdaqGM:WOWO	\$753	\$558	23.4x	NA	NM	NA
<b>Median</b>				<b>2.3x</b>	<b>2.4x</b>	<b>22.4x</b>	<b>13.3x</b>

# 2. PUBLIC MARKET VALUATIONS

## ONLINE & DIGITAL (CONTINUED)

		TEV	Market Cap	TEV/Revenue		TEV/EBITDA	
				LTM	NTM	LTM	NTM
(\$ in millions)							
<b>Digital Commerce Solutions</b>							
Demandware	NYSE:DWRE	\$1,948	\$2,134	10.0x	6.9x	NM	93.0x
Intershop	XTRA:ISH2	\$34	\$42	0.7x	0.8x	NM	11.3x
PFS Web	NasdaqCM:PFSW	\$283	\$289	1.3x	0.9x	22.7x	12.8x
Shopify	NYSE:SHOP	\$2,430	\$2,629	16.8x	9.4x	NM	NM
Worldline S.A	ENXTPA:WLN	\$2,920	\$3,212	2.2x	NA	12.8x	NA
<b>Median</b>				<b>2.2x</b>	<b>3.9x</b>	<b>17.8x</b>	<b>12.8x</b>
<b>Social Media</b>							
Facebook	NasdaqGS:FB	\$273,329	\$287,305	18.7x	12.4x	42.8x	20.1x
Jiayuan.com International	NasdaqGS:DATE	\$118	\$196	1.1x	1.0x	32.9x	7.1x
LinkedIn	NYSE:LKND	\$29,445	\$31,392	10.6x	8.0x	128.3x	31.2x
Mail.ru Group	LSE:MAIL	\$4,308	\$4,058	6.8x	NA	15.3x	NA
MeetMe	NasdaqCM:MEET	\$103	\$117	2.2x	1.7x	13.7x	5.4x
Mixi	TSE:2121	\$2,879	\$3,239	2.3x	NA	4.7x	NA
Momo	NasdaqGS:MOMO	\$1,699	\$2,152	19.3x	6.9x	NM	15.9x
Renren	NYSE:RENN	\$983	\$1,227	15.5x	13.9x	188.5x	NM
Trig Social Media	DB:TRIG	\$32	\$32	81.2x	NA	NM	NA
Twitter	NYSE:TWTR	\$17,361	\$19,248	8.7x	6.1x	NM	24.8x
XING	XTRA:O1BC	\$1,033	\$1,113	8.5x	NA	29.1x	NA
Yelp	NYSE:YELP	\$1,305	\$1,674	2.6x	2.0x	80.6x	13.4x
<b>Median</b>				<b>8.6x</b>	<b>6.5x</b>	<b>32.9x</b>	<b>15.9x</b>
<b>Digital Gaming</b>							
Activision	NasdaqGS:ATVI	\$24,897	\$25,341	5.4x	5.0x	17.6x	14.2x
Capcom	TSE:9697	\$1,048	\$1,192	1.8x	NA	9.6x	NA
Changyou.com	NasdaqGS:CYOU	\$721	\$1,037	0.9x	1.0x	2.5x	3.6x
Electronic Arts	NasdaqGS:EA	\$20,315	\$22,468	4.7x	4.3x	17.9x	12.7x
Gree	TSE:3632	\$591	\$1,189	0.8x	NA	3.1x	NA
GungHo Online	JASDAQ:3765	\$2,584	\$3,138	2.0x	NA	3.9x	NA
iDreamSky Technology	NasdaqGS:DSKY	\$418	\$517	1.9x	1.3x	157.9x	5.9x
King Entertainment	NYSE:KING	\$3,866	\$4,652	1.8x	2.1x	5.3x	5.9x
Konami	TSE:9766	\$2,823	\$3,166	1.5x	1.4x	9.6x	8.0x
NetDragon WebSoft	SEHK:777	\$954	\$1,367	5.8x	NA	66.3x	NA
Net Entertainment	OM:NET B	\$2,251	\$2,289	18.3x	NA	48.4x	NA
Nintendo	TSE:7974	\$12,095	\$19,378	2.5x	NA	34.3x	NA
Playtech	LSE:PTEC	\$3,701	\$4,268	6.4x	NA	15.8x	NA
Shanda Games	NasdaqGS:GAME	\$1,669	\$1,863	3.2x	NA	8.9x	NA
Square Enix	TSE:9684	\$2,573	\$3,313	1.8x	NA	11.8x	NA
Take-Two Interactive	NasdaqGS:TTWO	\$2,126	\$2,835	1.7x	1.6x	NM	10.4x
Taomee Holdings	NYSE:TAOM	\$37	\$107	1.0x	0.8x	NM	8.7x
Ubisoft	ENXTPA:UBI	\$3,101	\$3,319	1.9x	NA	15.2x	NA
Zynga	NasdaqGS:ZNGA	\$1,132	\$2,191	1.5x	1.5x	NM	20.9x
<b>Median</b>				<b>1.9x</b>	<b>1.5x</b>	<b>13.5x</b>	<b>8.7x</b>



# 2. PUBLIC MARKET VALUATIONS

## ONLINE & DIGITAL (CONTINUED)

(\$ in millions)		TEV	Market Cap	TEV/Revenue		TEV/EBITDA	
				LTM	NTM	LTM	NTM
<b>Other Digital Companies</b>							
Akamai	NasdaqGS:AKAM	\$10,777	\$10,826	5.0x	4.6x	15.2x	11.4x
Bankrate	NYSE:RATE	\$1,357	\$1,198	2.5x	2.7x	14.0x	9.3x
Box	NYSE:BOX	\$1,281	\$1,478	4.9x	3.8x	NM	NM
Bridgeline Digital	NasdaqCM:BLIN	\$13	\$5	0.6x	0.6x	NM	17.0x
Endurance International	NasdaqGS:EIGI	\$2,813	\$1,775	4.1x	3.5x	15.6x	9.9x
GoDaddy	NYSE:GDDY	\$2,812	\$1,786	1.9x	1.6x	31.6x	7.3x
HomeAway	NasdaqGS:AWAY	\$2,458	\$3,028	5.2x	4.4x	46.3x	16.5x
Just Eat	LSE:JE.	\$4,199	\$4,443	13.9x	NA	71.5x	NA
Limelight Networks	NasdaqGS:LLNW	\$130	\$205	0.8x	0.7x	NM	9.0x
Moneysupermarket.com	LSE:MONY	\$2,791	\$2,827	6.7x	NA	17.9x	NA
NetEase	NasdaqGS:NTES	\$15,570	\$18,893	6.5x	3.4x	17.9x	11.3x
Opera Software	OB:OPERA	\$988	\$909	1.7x	NA	11.2x	NA
Phoenix New Media	NYSE:FENG	\$221	\$348	0.8x	0.9x	9.5x	7.4x
Rightside	NasdaqGS:NAME	\$130	\$152	0.6x	0.6x	NM	15.1x
Tencent Holdings	SEHK:700	\$173,620	\$176,034	12.4x	NA	30.6x	NA
United Internet	DB:UTDI	\$12,354	\$10,634	3.2x	NA	15.8x	NA
Web.com	NasdaqGS:WEB	\$1,627	\$1,197	3.0x	2.9x	15.6x	9.9x
WebMD Health	NasdaqGS:WBMD	\$1,695	\$1,500	2.8x	2.5x	13.9x	8.1x
Wix	NasdaqGS:WIX	\$786	\$878	4.6x	3.1x	NM	28.2x
Zhaopin	NYSE:ZPIN	\$551	\$777	2.7x	2.3x	11.1x	9.2x
Zillow	NasdaqGS:ZG	\$5,057	\$5,452	10.5x	6.7x	NM	40.9x
Zoopla Property Group	LSE:ZPLA	\$1,489	\$1,549	11.5x	NA	27.7x	NA
<b>Median</b>				<b>3.7x</b>	<b>2.8x</b>	<b>15.7x</b>	<b>9.9x</b>

# 2. PUBLIC MARKET VALUATIONS

## TECH ENABLED BUSINESS SERVICES

		TEV	Market Cap	TEV/Revenue		TEV/EBITDA	
				LTM	NTM	LTM	NTM
(\$ in millions)							
<b>IT Services, Integration &amp; Consulting</b>							
Accenture	NYSE:ACN	\$63,392	\$67,214	2.0x	2.0x	12.3x	11.7x
Atos Origin	ENXTPA:ATO	\$8,102	\$8,250	0.7x	NA	6.5x	NA
Bechtle	XTRA:BC8	\$1,880	\$1,945	0.6x	NA	12.6x	NA
CACI International	NYSE:CACI	\$3,334	\$2,353	1.0x	1.0x	11.1x	10.5x
Cancom	XTRA:COK	\$568	\$586	0.6x	NA	11.6x	NA
Cap Gemini	ENXTPA:CAP	\$13,899	\$15,398	1.1x	NA	10.4x	NA
CGI Group	TSX:GIB.A	\$12,812	\$11,409	1.6x	1.6x	9.6x	8.5x
CIBER	NYSE:CBR	\$296	\$284	0.4x	0.4x	11.6x	8.8x
Cognizant Technology	NasdaqGS:CTSH	\$39,011	\$41,515	3.4x	2.8x	17.3x	14.0x
ComputaCenter	LSE:CCC	\$1,340	\$1,409	0.3x	NA	8.0x	NA
Computer Sciences Corp	NYSE:CSC	\$9,654	\$9,211	0.8x	0.8x	9.5x	4.7x
Engineering Ingegneria	BIT:ENG	\$677	\$745	0.7x	NA	6.6x	NA
ePlus	NasdaqGS:PLUS	\$729	\$631	0.6x	0.6x	8.5x	8.1x
FDM Group	LSE:FDM	\$935	\$956	4.3x	NA	21.6x	NA
Fujitsu	TSE:6702	\$13,261	\$9,854	0.3x	NA	4.6x	NA
HCL Technologies	NSEI:HCLTECH	\$17,223	\$18,737	2.8x	NA	12.7x	NA
Infosys	NSEI:INFY	\$35,001	\$39,667	3.9x	3.6x	13.8x	13.2x
Luxoft Holdings	NYSE:LXFT	\$2,133	\$2,192	3.8x	2.9x	21.0x	16.1x
ManTech International	NasdaqGS:MANT	\$1,044	\$1,085	0.7x	0.6x	8.9x	8.7x
MAXIMUS	NYSE:MMS	\$4,585	\$4,498	2.3x	1.9x	15.2x	13.5x
NCC Group	LSE:NCC	\$1,058	\$980	5.1x	NA	24.4x	NA
Nomura Research Institute	TSE:4307	\$8,581	\$9,356	2.5x	NA	11.7x	NA
NSD	TSE:9759	\$428	\$614	1.1x	NA	8.6x	NA
OBIC	TSE:4684	\$4,113	\$4,737	8.6x	NA	17.6x	NA
Perficient	NasdaqGS:PRFT	\$643	\$590	1.4x	1.3x	11.7x	8.0x
SCSK Corporation	TSE:9719	\$4,342	\$4,001	1.7x	NA	13.5x	NA
Sopra Group	ENXTPA:SOP	\$2,977	\$2,256	0.8x	NA	9.3x	NA
Syntel	NasdaqGS:SYNT	\$3,094	\$3,942	3.3x	3.0x	10.9x	9.7x
Tata Consultancy Services	NSEI:TCS	\$72,002	\$75,149	4.6x	NA	18.2x	NA
The Hackett Group	NasdaqGS:HCKT	\$445	\$443	2.0x	1.6x	17.0x	11.4x
Tieto	HLSE:TIE1V	\$1,966	\$1,892	1.2x	NA	10.5x	NA
Unisys	NYSE:UIS	\$705	\$669	0.2x	0.2x	5.5x	6.6x
Virtusa	NasdaqGS:VRTU	\$1,524	\$1,705	3.0x	2.0x	23.0x	15.8x
Wipro	BSE:507685	\$18,722	\$21,515	2.5x	2.3x	11.4x	10.3x
Xerox	NYSE:XRX	\$16,671	\$9,506	0.9x	0.9x	9.1x	7.4x
<b>Median</b>				<b>1.4x</b>	<b>1.6x</b>	<b>11.6x</b>	<b>10.0x</b>

# 2. PUBLIC MARKET VALUATIONS

## TECH ENABLED BUSINESS SERVICES (CONTINUED)

(\$ in millions)		TEV	Market Cap	TEV/Revenue		TEV/EBITDA	
				LTM	NTM	LTM	NTM
<b>Business Process Management (BPM)</b>							
Broadridge Financial Solutions	NYSE:BR	\$7,412	\$7,047	2.8x	2.5x	13.0x	11.6x
Cardtronics	NasdaqGS:CATM	\$2,163	\$1,549	1.8x	1.7x	8.0x	6.6x
Cass Information Systems	NasdaqGS:CASS	\$437	\$596	3.6x	NA	12.0x	NA
Computershare	ASX:CPU	\$5,399	\$4,262	3.0x	NA	11.0x	NA
CSG Systems International	NasdaqGS:CSGS	\$1,187	\$1,096	1.6x	1.5x	9.7x	6.4x
DST Systems	NYSE:DST	\$4,876	\$4,263	1.7x	2.3x	10.6x	11.0x
EVERTEC	NYSE:EVTC	\$2,036	\$1,413	5.5x	5.4x	13.0x	10.9x
Exlservice Holdings	NasdaqGS:EXLS	\$1,345	\$1,459	2.3x	2.0x	15.3x	11.5x
Genpact	NYSE:G	\$5,717	\$5,340	2.4x	2.2x	15.1x	12.7x
Trans Cosmos	TSE:9715	\$968	\$1,155	0.5x	NA	9.5x	NA
Vantiv	NYSE:VNTV	\$10,435	\$7,162	3.4x	5.9x	15.3x	12.1x
WEX	NYSE:WEX	\$4,191	\$3,474	4.9x	4.6x	12.5x	10.9x
Wirecard	XTRA:WDI	\$5,586	\$6,401	7.2x	NA	26.1x	NA
WNS	NYSE:WNS	\$1,615	\$1,744	3.0x	2.9x	16.5x	13.1x
Xchanging	LSE:XCH	\$719	\$644	0.9x	NA	NM	NA
<b>Median</b>				<b>2.8x</b>	<b>2.4x</b>	<b>12.7x</b>	<b>11.2x</b>
<b>Data Center Hosting &amp; Services</b>							
Equinix	NasdaqGS:EQIX	\$21,296	\$16,996	8.1x	7.2x	19.3x	15.2x
Interxion Holding	NYSE:INXN	\$2,584	\$2,044	6.4x	5.8x	16.1x	12.9x
Pure Storage	NYSE:PSTG	\$3,678	\$3,263	13.4x	7.7x	NM	NM
Rackspace Hosting	NYSE:RAX	\$3,537	\$3,679	1.9x	1.7x	7.0x	5.1x
Telecity Group	LSE:TCY	\$4,162	\$3,684	7.7x	NA	16.5x	NA
<b>Median</b>				<b>7.7x</b>	<b>6.5x</b>	<b>16.3x</b>	<b>12.9x</b>
<b>Call Center</b>							
Convergys	NYSE:CVG	\$2,653	\$2,523	0.9x	0.9x	7.1x	6.7x
Sykes Enterprises	NasdaqGS:SYKE	\$1,105	\$1,262	0.8x	0.8x	7.2x	7.3x
TeleTech Holdings	NasdaqGS:TTEC	\$1,439	\$1,406	1.1x	1.1x	8.7x	8.0x
<b>Median</b>				<b>0.9x</b>	<b>0.9x</b>	<b>7.2x</b>	<b>7.3x</b>

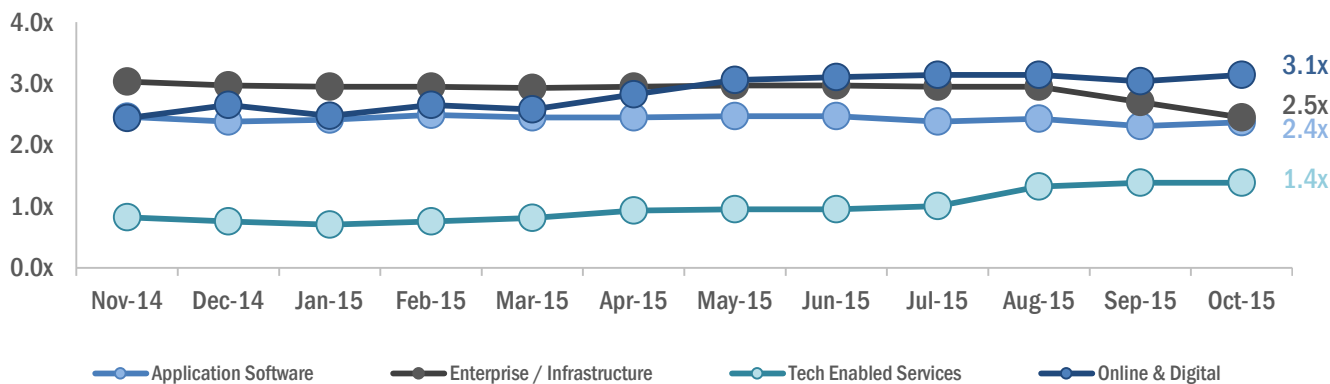
**3**

# **M&A TRANSACTIONS**



# 3. M&A TRANSACTIONS

## TRAILING TWELVE MONTH MEDIAN EV/REVENUE



**Visible Activity in the digital advertising and marketing space:** Throughout the month of October, a number of strategic buyers were active in acquiring providers of marketing and advertising solutions.

The most notable of these transactions occurred when **Ticketfly**, a provider of cloud-based integrated social marketing and ticketing platform for events and venues, was acquired by **Pandora Media (NYSE:P)**. The transaction values Ticketfly at \$479.9 M and 8.7x revenue. Ticketfly's service will allow Pandora listeners to better find live music events as it currently works with 1,200 venues and event promoters in North America.

On October 12th, **Allyes Information Technology**, which offers strategic internet marketing communication planning, media planning and buying, was acquired by **Spearhead Integrated Marketing Communication Group (SZSE:300071)**, a Beijing based provider of marketing services, for \$73.9M and 0.3x revenue. Spearhead has made a string of six acquisitions so far in 2015, and Allyes will help them enhance their addressable market opportunity.

On October 8th, **IDOX (AIM:IDOX)**, a developer of software solutions and information services for the management of local governments and other organizations, acquired **Reading Room**, a digital consultancy that provides campaign microsites and viral marketing campaigns. The transaction values Reading Room at \$8.6M, 0.6x revenue and 18.7x EBITDA. The acquisition is expected to support and accelerate the development of the new online platforms already being developed, including the Local Government iApply initiative, and will also support ongoing improvement in user-experience within IDOX's existing product suites.

Other transactions occurring in October include **Trozzolo Communications** acquiring **Kuhn & Wittenborn Advertising**; **Metaps Inc. (TSE:6172)** acquiring 51% of **Nextapps** for \$35.0M; and **Deloitte Digital** acquiring **Digital One**.

# 3. M&A TRANSACTIONS

## APPLICATION SOFTWARE

Date Announced	Period	Target	Buyer	Enterprise Value	Revenue Multiple
Oct-15	Q4'2015	PowerTeam	HCL Technologies	\$46.0	1.2x
Oct-15	Q4'2015	Nextapps (51% Stake)	Metaps	\$35.0	5.2x
Oct-15	Q4'2015	SmartPros	Kaplan	\$12.8	0.9x
Oct-15	Q4'2015	ConectCar Soluções de Mobilidade Eletrônica (50% Stake)	Redecard	\$86.5	34.1x
Oct-15	Q4'2015	SolarWinds	Silver Lake; Thoma Bravo	\$4,442.7	9.1x
Oct-15	Q4'2015	CTI Group Holdings	Enghouse Systems	\$15.9	0.9x
Oct-15	Q4'2015	Benaissance	Evolution1	\$80.0	6.0x
Oct-15	Q4'2015	Jagged Peak (71% Stake)	Singapore Post	\$25.0	0.4x
Oct-15	Q4'2015	Daegis	Open Text Corporation	\$20.8	0.9x
Sep-15	Q3'2015	Blue Star Infotech	Infogain Corporation	\$5.5	0.3x
Sep-15	Q3'2015	SuccWare (Beijing) Software System	Beiming Software	\$18.6	10.3x
Sep-15	Q3'2015	Advanced Application (66% Stake)	IBM Japan	\$20.4	0.7x
Sep-15	Q3'2015	Tabernus	Blanco	\$12.0	4.0x
Sep-15	Q3'2015	Veda Group	Equifax	\$1,786.6	7.3x
Sep-15	Q3'2015	Feat China	Wuhan P&S Information Technology	\$56.5	1.5x
Sep-15	Q3'2015	Solera Holdings	Vista Equity Partners	\$6,270.9	5.5x
Sep-15	Q3'2015	T.D.I. (76% Stake)	Three Like	\$64.1	0.4x
Sep-15	Q3'2015	Wanted Technologies	CEB Canada	\$31.3	4.2x
Sep-15	Q3'2015	Envivio	Ericsson	\$90.1	2.1x
Sep-15	Q3'2015	AreaOne	Taptica International	\$16.9	2.3x
Sep-15	Q3'2015	Exictos SGPS (61% Stake)	Asseco Poland Spółka Akcyjna	\$38.9	0.8x
Sep-15	Q3'2015	Baker Hill Corporation	The Riverside Company	\$100.0	3.2x
Aug-15	Q3'2015	Huangshi Bangke Technology (99% stake)	Nanjing Kangni Mechanical & Electric	\$94.7	3.6x
Aug-15	Q3'2015	BacSoft (68% stake)	Sun Corporation	\$13.8	10.9x
Aug-15	Q3'2015	Bematech	TOTVS	\$155.1	1.3x
Aug-15	Q3'2015	GT Nexus, Inc.	Infor	\$675.0	5.1x
Aug-15	Q3'2015	Info2cell.com	Altruist Technologies	\$5.5	0.3x
Aug-15	Q3'2015	NTELOS Holdings	Shenandoah Telecommunications	\$585.8	1.2x
Aug-15	Q3'2015	Yodlee	Envestnet	\$504.2	5.1x
Aug-15	Q3'2015	Merge Healthcare	IBM	\$975.3	4.3x

# 3. M&A TRANSACTIONS

## APPLICATION SOFTWARE (CONTINUED)

Date Announced	Period	Target	Buyer	Enterprise Value	Revenue Multiple
Aug-15	Q3'2015	zamano	Unknown Buyer	\$16.8	0.8x
Aug-15	Q3'2015	HERE Holding	Daimler AG	\$3,069.3	2.9x
Jul-15	Q3'2015	Eukleia Training	Learning Technologies	\$16.0	2.1x
Jul-15	Q3'2015	Webtech Wireless	BSM Technologies	\$20.9	1.0x
Jul-15	Q3'2015	Gannaway Web	Frankly	\$45.0	1.7x
Jul-15	Q3'2015	Advanced Systems Development (60% Stake)	Beijing Mainstreets Investment et al.	\$39.2	8.3x
Jul-15	Q3'2015	Insseco	Sapiens International	\$9.1	0.8x
Jul-15	Q3'2015	360 Treasury Systems	Deutsche Boerse	\$795.7	14.5x
Jul-15	Q3'2015	Experian FootFall	Tyco International	\$59.8	1.5x
Jul-15	Q3'2015	Goodsen Technology (50% Stake)	Itcen	\$16.8	2.2x
Jul-15	Q3'2015	Asian Business Software Solutions (51% Stake)	Censof Holdings	\$14.5	2.4x
Jul-15	Q3'2015	Cloud Amber	IDOX	\$7.6	2.1x
Jul-15	Q3'2015	Transcat	Technia	\$18.4	0.4x
May-15	Q2'2015	Impact Applications Ltd.	Castleton Technology	\$7.8	2.5x
May-15	Q2'2015	Rally Software Development	CA	\$467.0	5.3x
May-15	Q2'2015	Abacus International (65% stake)	Sabre Technology Enterprises	\$632.0	1.8x
May-15	Q2'2015	TeleBilling A/S	Hansen Technologies	\$24.1	1.3x
May-15	Q2'2015	Borderfree	Pitney Bowes International Holdings	\$372.0	3.0x
Apr-15	Q2'2015	ClickSoftware Technologies	Francisco Partners Management	\$377.6	3.0x
Apr-15	Q2'2015	Loqate (74% Stake)	GB Group	\$20.0	3.7x
Apr-15	Q2'2015	Pace	ARRIS Group	\$2,107.8	0.8x
Apr-15	Q2'2015	Orad Hi Tec Systems	Avid Technology Inc.	\$57.9	1.4x
Mar-15	Q1'2015	Fundtech	DH Corporation	\$1,250.0	4.8x
Mar-15	Q1'2015	ProwebCE (90% stake)	Alpha Group; Edenred SA	\$57.2	0.7x
Mar-15	Q1'2015	Kofax Ltd.	Lexmark International Technology	\$954.9	3.2x
Mar-15	Q1'2015	PSI Systems, Inc.	Stamps.com Inc.	\$215.0	3.6x
Mar-15	Q1'2015	ActivateClients Ltd.	FirstDerivatives plc	\$7.1	6.5x
Mar-15	Q1'2015	CDRator A/S	Enghouse Systems Limited	\$18.5	1.15x
Mar-15	Q1'2015	Aia Software B.V.	Kofax	\$19.5	2.2x
Feb-15	Q1'2015	Prelytix	Market Resource Partners	\$20.0	10.0x

# 3. M&A TRANSACTIONS

## APPLICATION SOFTWARE (CONTINUED)

Date Announced	Period	Target	Buyer	Enterprise Value	Revenue Multiple
Feb-15	Q1'2015	Neolog Consultoria (60% Stake)	TOTVS	\$9.0	2.9x
Feb-15	Q1'2015	E2open	Insight Venture Partners	\$249.9	3.2x
Feb-15	Q1'2015	Advent Software	SS&C Technologies	\$2,549.6	6.4x
Jan-15	Q1'2015	Constructionline	Capita	\$53.1	3.8x
Dec-14	Q4'2014	Actuate Corporation	Open Text Corporation	\$248.5	2.3x
Dec-14	Q4'2014	Corelogic	Servelec Group	\$36.7	2.5x
Dec-14	Q4'2014	DST Global Solutions	SS&C Technologies Holdings	\$95.0	1.4x
Dec-14	Q4'2014	Finzsoft Solutions	Silverlake Axis	\$19.3	1.9x
Dec-14	Q4'2014	Gael	Ideagen	\$28.2	2.3x
Dec-14	Q4'2014	Incadea	Dealertrack Technologies	\$202.5	3.7x
Nov-14	Q4'2014	Cimatron	3D Systems Corp	\$76.4	1.6x
Nov-14	Q4'2014	Fifth Gear	Speed Commerce	\$74.5	1.5x
Nov-14	Q4'2014	Yayoi (99.9% Stake)	ORIX Corp	\$692.1	5.0x
Nov-14	Q4'2014	Appia	Digital Turbine	\$74.6	2.5x
Nov-14	Q4'2014	WebCrew	Newton Financial Consulting	\$171.6	0.9x
Nov-14	Q4'2014	VIZRT	Nordic Capital	\$318.3	2.3x
Nov-14	Q4'2014	VisionOne Worldwide	accesso Technology Group	\$33.4	4.4x
Nov-14	Q4'2014	Dealogic	The Carlyle Group; Euromoney Institu	\$502.5	3.6x



# 3. M&A TRANSACTIONS

## EMS / INFRASTRUCTURE SOFTWARE

Date Announced	Period	Target	Buyer	Enterprise Value	Revenue Multiple
Oct-15	Q4'2015	Wanbishi Archives	Nippon Express	\$712.2	4.1x
Oct-15	Q4'2015	TippingPoint Technologies	Trend Micro	\$300.0	1.8x
Oct-15	Q4'2015	Datacentrix Holdings (55% Stake)	Pinnacle Holdings	\$58.8	0.3x
Sep-15	Q3'2015	Electra-net	Capita	\$56.1	2.5x
Sep-15	Q3'2015	Elitecore Technologies	Sterlite Technologies	\$27.3	1.2x
Sep-15	Q3'2015	One Source Networks	GTT Communications	\$175.0	2.4x
Sep-15	Q3'2015	Bocom Wincent Technologies (85% Stake)	American Industrial Acquisition	\$75.0	0.8x
Sep-15	Q3'2015	SECUi (52% Stake)	Samsung SDS	\$154.9	2.0x
Sep-15	Q3'2015	Alteva	MBS Holdings	\$21.7	0.7x
Jul-15	Q3'2015	Hangzhou CNCR IT (55% Stake)	Hong Aijin	\$337.0	8.2x
Jul-15	Q3'2015	Apra (50% Stake)	Var Group	\$6.3	0.4x
Jul-15	Q3'2015	Beijing Dayang Information Technology	Beijing Dayang Technology Development	\$5.6	1.0x
Jun-15	Q2'2015	Qihoo 360 (NYSE:QIHU)	CITIC Securities (SHSE:600030)	\$10,045.8	6.7x
May-15	Q2'2015	Elektrobit Automotive	Continental Aktiengesellschaft	\$668.2	3.5x
May-15	Q2'2015	Cyan	Ciena Corporation	\$221.5	1.9x
Apr-15	Q2'2015	Procera Networks Inc.	Francisco Partners Management	\$130.4	1.6x
Apr-15	Q2'2015	ProcServe Holdings Limited	Basware UK	\$28.0	2.7x
Apr-15	Q2'2015	Informatica Corporation	Permira Advisers	\$4,822.3	4.6x
Apr-15	Q2'2015	TrustWave Holdings Inc.	Singapore Telecommunications	\$826.5	3.8x
Mar-15	Q1'2015	Mavenir Systems, Inc.	Mitel U.S. Holdings, Inc.	\$491.9	3.8x
Dec-14	Q4'2014	Carbonite	j2 Global	\$333.1	2.8x
Dec-14	Q4'2014	Credit Guard	SafeCharge International Group	\$8.4	2.9x
Dec-14	Q4'2014	Peerless Systems	LCV Capital Management	\$12.9	5.6x
Dec-14	Q4'2014	RandomStorm	Accumuli	\$13.9	2.5x
Nov-14	Q4'2014	Aconite Technology	Proxama	\$6.4	2.3x

# 3. M&A TRANSACTIONS

## TECH ENABLED SERVICES

Date Announced	Period	Target	Buyer	Enterprise Value	Revenue Multiple
Oct-15	Q4'2015	Everything Infrastructure Services	RPS Group	\$23.1	1.1x
Oct-15	Q4'2015	Acrodex	PCM	\$12.6	0.1x
Oct-15	Q4'2015	EdgeRock Technology Partners	CDI Corporation	\$35.3	0.8x
Oct-15	Q4'2015	UXC Limited	Computer Sciences Corporation	\$300.3	0.6x
Oct-15	Q4'2015	Xchanging	Capita	\$674.9	0.8x
Oct-15	Q4'2015	Access Data Consulting	General Employment Enterprises	\$15.0	0.7x
Sep-15	Q3'2015	Emirates Technologies (80% Stake)	Majestic Auto	\$13.8	3.0x
Sep-15	Q3'2015	Efficient Softech and Efficient Mailcom	Canon Singapore	\$17.1	1.6x
Sep-15	Q3'2015	Comsys	Artillum	\$8.8	4.6x
Sep-15	Q3'2015	Infovide-Matrix Spółka Akcyjna	Asseco Poland Spółka Akcyjna	\$35.8	0.6x
Sep-15	Q3'2015	Market Street Solutions	Perficient	\$5.3	0.5x
Sep-15	Q3'2015	Glintt Global Intelligent Technologies (50% Stake)	Farminveste	\$81.3	0.9x
Sep-15	Q3'2015	Primatics Financial	SS&C Technologies	\$122.0	2.4x
Sep-15	Q3'2015	Bit-isle	Equinix (Japan)	\$436.6	2.9x
Aug-15	Q3'2015	Innovation Group	The Carlyle Group	\$676.9	2.0x
Aug-15	Q3'2015	Galmont Consulting	SQS Software Quality Systems	\$21.8	1.3x
Aug-15	Q3'2015	King Content	iSentia Group	\$35.2	-
Aug-15	Q3'2015	Reinfo Asia (51% stake)	Finsoft FinTech Investment	\$5.6	4.6x
Aug-15	Q3'2015	Dot Hill Systems Corp.	Seagate	\$558.6	2.3x
Aug-15	Q3'2015	Szygy (69% stake)	WPP Jubilee	\$100.3	1.8x
Aug-15	Q3'2015	EvD	UBIC	\$29.4	1.3x
Jul-15	Q3'2015	Advanced Technology Integration	Logicalis	\$42.0	0.3x
Jul-15	Q3'2015	Jiangsu Guoruixinan Technology	Hangzhou Shunwang	\$69.1	4.9x
Jul-15	Q3'2015	W4, société anonyme (94% Stake)	Itesoft	\$8.7	1.7x
Jul-15	Q3'2015	The Telx Group	Digital Realty Trust	\$1,886.0	6.1x
Jun-15	Q2'2015	Dealertrack Technologies (NasdaqGS:TRAK)	Cox Automotive	\$4,459.5	4.7x
May-15	Q2'2015	Technopreneur's Resources	Seratos	\$36.0	3.0x
May-15	Q2'2015	Phoenix IT Group (72% stake)	Daisy Intermediate Holdings	\$297.0	0.8x

# 3. M&A TRANSACTIONS

## TECH ENABLED SERVICES (CONTINUED)

Date Announced	Period	Target	Buyer	Enterprise Value	Revenue Multiple
May-15	Q2'2015	Morvest Group (59% stake)	Varachia Investment Group Proprietary	\$21.3	0.2x
May-15	Q2'2015	Telecity Group	Equinix	\$4,047.9	7.6x
Apr-15	Q2'2015	Recall Holdings Limited	Iron Mountain	\$2,526.0	3.0x
Apr-15	Q2'2015	Cervalis	CyrusOne LP	\$400.0	5.7x
Apr-15	Q2'2015	iGATE Corporation	Capgemini North America Inc.	\$4,453.6	3.5x
Apr-15	Q2'2015	Calyx Managed Services Limited	Redcentric	\$17.8	1.3x
Mar-15	Q1'2015	CloudDCS Ltd. (70% stake)	SZZT Electronics	\$14.6	13.4x
Mar-15	Q1'2015	Accumuli Plc	NCC Group	\$72.6	2.5x
Mar-15	Q1'2015	System Revolution Co., Ltd.	UT Holdings Co.	\$8.3	0.8x
Mar-15	Q1'2015	Solstice Consulting LLC	St. Ives plc	\$74.0	3.0x
Mar-15	Q1'2015	En Pointe Technologies Sales Inc.	PCM, Inc.	\$15.0	0.04x
Mar-15	Q1'2015	JSC Baltenos komunik acjos	Atea ASA	\$11.1	1.4x
Mar-15	Q1'2015	Computer Engineering & Consulting	NTT Communications Corporation	\$6.6	0.4x
Mar-15	Q1'2015	Keylogic Limited	Castleton Technology plc	\$6.1	1.21x
Feb-15	Q1'2015	MegaPath Corporation	Global Telecom & Technology Americas	\$152.4	1.2x
Feb-15	Q1'2015	InterDyn Business Microvar	Columbus A/S	\$11.8	0.5x
Jan-15	Q1'2015	Symphony Teleca	Harman International	\$780.0	2.1x
Jan-15	Q1'2015	CalvaEDI SAS	CalvaEDI SAS	\$7.2	2.6x
Dec-14	Q4'2014	EVRY ASA	Apax Partners	\$1,021.2	0.6x
Dec-14	Q4'2014	Liandi (Nanjing) Information Systems Co.	Nanjing Defurui Management Consulting Co.	\$10.8	0.4x
Dec-14	Q4'2014	Zeon Solutions	Perficient Inc.	\$38.5	1.7x
Nov-14	Q4'2014	nSynergy	Rhipe Limited	\$22.0	2.5x
Nov-14	Q4'2014	Oriel Technologies	BigAir Group	\$13.1	0.7x
Nov-14	Q4'2014	KVH	Colt Group	\$161.6	1.0x
Nov-14	Q4'2014	Annitel's IT and HCS Business	Inabox Group	\$12.4	0.4x
Nov-14	Q4'2014	Sapient	Publicis Groupe	\$3,376.4	2.4x
Nov-14	Q4'2014	PingTone Communications	Fusion Telecommunications International	\$10.1	1.3x

# 3. M&A TRANSACTIONS

## ONLINE & DIGITAL

Date Announced	Period	Target	Buyer	Enterprise Value	Revenue Multiple
Oct-15	Q4'2015	Chengdu Guqiang Technology	Hunan TV & Broadcast Intermediary	\$125.2	6.3x
Oct-15	Q4'2015	PhotoBox Limited	Electra Private Equity; Exponent Private Equity; Electra Partners	\$618.6	1.9x
Oct-15	Q4'2015	Youku Tudou	Alibaba Group Holding Limited	\$4,317.3	5.3x
Oct-15	Q4'2015	Allyes Information Technology	Spearhead Integrated Marketing Communication Group	\$73.9	0.3x
Oct-15	Q4'2015	Reading Room	IDOX	\$8.6	0.6x
Oct-15	Q4'2015	Shenzhen Zhishang Interactive Technology	Jiangyin Zhongnan Heavy Industries	\$136.9	21.6x
Oct-15	Q4'2015	Ticketfly	Pandora Media	\$479.9	8.7x
Sep-15	Q3'2015	Guangzhou Chuangsi IT	Anhui Deli Household Glass	\$393.9	3.0x
Sep-15	Q3'2015	Premiere Global Services	Siris Capital	\$978.8	1.7x
Sep-15	Q3'2015	Easynet	Interoute Communications	\$617.8	1.8x
Sep-15	Q3'2015	Sichuan Tianshang Youjia Network	Kaiser (China)	\$191.2	67.6x
Sep-15	Q3'2015	bwin.party digital entertainment	GVC Holdings	\$641.2	1.0x
Sep-15	Q3'2015	Millennial Media	AOL	\$218.3	0.8x
Aug-15	Q3'2015	Betfair Group	Paddy Power	\$3,339.1	4.5x
Aug-15	Q3'2015	Gold Mantis (51% stake)	-	\$15.6	16.3x
Aug-15	Q3'2015	Classmates	Intelius Holdings	\$30.0	0.6x
Aug-15	Q3'2015	OtherSide	NetPlay TV	\$5.0	1.2x
Jul-15	Q3'2015	InfiApps	Stride Gaming	\$39.2	2.9x
Jul-15	Q3'2015	Bombora Technologies	NeuStar	\$86.9	4.2x
Jul-15	Q3'2015	VerticalScope (56% Stake)	Torstar	\$351.3	-
Jul-15	Q3'2015	GameHouse	Gaming Realms	\$18.0	2.9x
Jul-15	Q3'2015	bwin.party (LSE:BPTY)	888 Holdings	\$1,249.2	1.9x
Jul-15	Q3'2015	China Express E-commerce, and Express Pay	Bluedon Information Security	\$177.2	48.6x
Jul-15	Q3'2015	YY (NasdaqGS:YY) (64% Stake)	-	\$3,595.1	4.8x
Jul-15	Q3'2015	i Tank Japan	en-japan	\$5.2	2.9x
Jul-15	Q3'2015	Xoom (NasdaqGS:XOOM)	PayPal	\$866.9	5.0x
Jun-15	Q2'2015	Momo (NasdaqGS:MOMO)	Huatai Ruilian Fund; Matrix Partners China; Sequoia China	\$10,045.8	6.7x
Jun-15	Q2'2015	Renren (NYSE:RENN)	-	\$4,459.5	4.7x
May-15	Q2'2015	Riyue Tongxing	Beijing Miteno Communication	\$90.3	8.2x
May-15	Q2'2015	Dada Soft	PATI Games Corporation	\$20.5	5.0x

# 3. M&A TRANSACTIONS

## ONLINE & DIGITAL (CONTINUED)

Date Announced	Period	Target	Buyer	Enterprise Value	Revenue Multiple
May-15	Q2'2015	DeNA BtoB Market Business	Aucfan	\$10.2	2.4x
May-15	Q2'2015	Booxmedia Oy	Amino Technologies	\$11.1	7.1x
May-15	Q2'2015	China Mobile Games & Entertainment Group	Orient Hongtai (Beijing)	\$639.7	3.1x
May-15	Q2'2015	AOL Inc. (NYSE:AOL)	Verizon Communications	\$4,282.5	1.7x
May-15	Q2'2015	Rocket Fuel Inc. (NasdaqGS:FUEL)	Gravity4	\$342.4	0.8x
May-15	Q2'2015	Stucco Media Limited	Market Tech Holdings	\$42.9	7.0x
May-15	Q2'2015	Lyris, Inc. (OTCPK:LYRI)	Aurea Software	\$15.6	0.5x
May-15	Q2'2015	Hotspring Ventures (91% stake)	Recruit Holding; RGIP	\$186.8	28.7x
Apr-15	Q2'2015	Ulysses Enterprises Limited	Zoopla Property Group	\$292.0	3.0x
Apr-15	Q2'2015	Kauli	VOYAGE GROUP	\$12.3	2.2x
Apr-15	Q2'2015	SAS Smartadserver	Cathay Capital Private Equity	\$39.8	2.6x
Apr-15	Q2'2015	Hangzhou Maimiao Tech	Shenzhen Comix Group Co.	\$54.4	13.0x
Apr-15	Q2'2015	Amaya (Alberta) and CryptoLogic	NYX Gaming Group	\$119.2	8.6x
Apr-15	Q2'2015	ddianle.com Inc.	Hunan Tianrun Enterprises Holding	\$129.1	14.7x
Mar-15	Q1'2015	Hangzhou Huanwen Technology	Kaiser Holding Co.	\$86.9	23.3x
Mar-15	Q1'2015	Beijing Six Rooms Ltd. Co.	Songcheng Performance	\$417.7	5.8x
Mar-15	Q1'2015	Moqu Adv Sri	Italiaonline S.p.A	\$6.4	0.7x
Mar-15	Q1'2015	7PixelSrl (74.9% Stake)	Gruppo MutuiOnline S.p.A	\$78.1	4.9x
Mar-15	Q1'2015	G-mode Co., Ltd. (99% Stake)	Marvelous Inc.	\$20.6	2.3x
Mar-15	Q1'2015	Quandoo GmbH (92.9% Stake)	Recruit Holdings	\$235.6	49.8x
Mar-15	Q1'2015	Jiayuan International Ltd. (66.7% Stake)	--	\$33.4	0.3x
Feb-15	Q1'2015	Livingly Media	auFeminin.com	\$50.0	3.3x
Feb-15	Q1'2015	Mconnect (80% Stake)	Guangdong Sky Dragon Printing Ink Group	\$31.8	2.5x
Feb-15	Q1'2015	Gravitas Group	Enterprise Development Holdings	\$26.4	7.5x
Feb-15	Q1'2015	ricardo.ch	Tamedia	\$259.2	6.0x
Feb-15	Q1'2015	Grupo Yamm	foodpanda	\$91.4	2.0x
Feb-15	Q1'2015	DiningIn.com and Restaurants on the Run	GrubHub	\$71.2	2.9x
Feb-15	Q1'2015	Focus Media Network	imedia house Asia	\$25.2	2.8x
Jan-15	Q1'2015	Aspiro AB	S. Carter Enterprises	\$45.5	1.3x
Jan-15	Q1'2015	Perfect World Co.	Management Buyout	\$1,073.9	1.8x

# 3. M&A TRANSACTIONS

## ONLINE & DIGITAL (CONTINUED)

Date Announced	Period	Target	Buyer	Enterprise Value	Revenue Multiple
Dec-14	Q4'2014	Life Marketing Consultancy	Communis	\$35.1	3.2x
Dec-14	Q4'2014	Celebrus Technologies	IS Solutions	\$14.0	4.6x
Dec-14	Q4'2014	Kingworld (Beijing) Technology Co.	SinoCom Software Group	\$58.0	10.4x
Dec-14	Q4'2014	Pulse MediaTech	Quali-Smart Holdings	\$11.0	4.1x
Dec-14	Q4'2014	Heroic Coronet	SinoCom Software Group	\$39.6	166.1x
Dec-14	Q4'2014	Gocompare.com	esure Group	\$297.0	1.7x
Dec-14	Q4'2014	Shanghai The Dream Network Technology Co.	Fuchun Communications Co.	\$146.3	7.5x
Nov-14	Q4'2014	One2Car	iCarAsia	\$14.5	11.1x
Nov-14	Q4'2014	Effyis	Hottolink	\$21.8	3.1x
Nov-14	Q4'2014	Suzhou TaoDo Food (61% Stake)	Weikede Information Technology	\$19.0	3.1x
Nov-14	Q4'2014	Sapient	Publicis Groupe	\$3,376.4	2.4x

# 4. SELECTED TRANSACTIONS

## CONTROL GROUP, INC. MERGES WITH TITAN OUTDOOR HOLDINGS, INC. TO FORM INTERSECTION HOLDINGS, LLC

PHARUS SECURITIES

**CG** CONTROL GROUP

*has merged with*

**TITAN**

*to form*

**Intersection**

*The undersigned acted as the exclusive financial advisor to Control Group, Inc., and its affiliates, in connection with the transactions*

Pharus Securities, LLC

### Transaction Summary

- Pharus served as the exclusive financial advisor to Control Group, Inc., in its merger transaction with Titan Outdoor Holdings, Inc. to form Intersection Holdings, LLC.
- Intersection, an urban experience, technology and media company, will work with cities to solve modern challenges and reinvent the urban experience, creating more connected, livable and prosperous cities. Intersection is an entity owned by a consortium of investors led by Sidewalk Labs, an urban innovation company launched by Google in partnership with Dan Doctoroff.
- Pharus was mandated by Control Group's shareholders to execute a comprehensive process, that involved identifying and approaching a targeted set of strategic and financial buyers, spearheading marketing and due-diligence, and negotiating the terms of the transaction. Transaction terms were not disclosed.

### Key Profiles

- Control Group is a high-end digital consulting firm that is widely-recognized as the thought-leader in the intersection between the physical and digital/mobile worlds. They are well-known for creating leading-edge digital experiences and public interfaces in shared spaces, and maintain thought leadership positions across the Retail/Hospitality, Technology, and Civic/Cultural verticals. The company provides creative end-to-end solutions and services, from strategy to on-going support, for top-tier organizations across the globe.
- Titan is a leading provider of sales, marketing, creative, research, installation, and maintenance of out-of-home advertising across the US.
- Control Group and Titan were the key members behind LinkNYC, the groundbreaking project in NYC to transform payphones into 10,000 urban information hubs that provide free public gigabit Wi-Fi and access to information, communications and municipal services to citizens.
- Intersection, a Sidewalk Labs company, combines expertise in technology, user experience and interactive engagement at the convergence of digital and physical worlds to improve life in cities around the world. Intersection Holdings was created to extend the thinking and approach behind the LinkNYC project into an array of new solutions for cities around the globe. Sidewalk CEO Dan Doctoroff will serve as the Chairman of Intersection. Dan Doctoroff, the former CEO of Bloomberg LP and Deputy Mayor of Economic Development in NYC, is one of the world's leading urban visionaries and a champion of leveraging technology and data for social change.

# 4. SELECTED TRANSACTIONS

PHARUS SECURITIES

**CG CONTROL GROUP**  
has merged with

**TITAN**  
to form

**Intersection**

*The undersigned acted as the exclusive financial advisor to Control Group, Inc., and its affiliates, in connection with the transactions*

Pharus Securities, LLC

Digital Agency

PHARUS SECURITIES

**RoyaltyShare**  
has been acquired by

**The Orchard**

*The undersigned acted as the exclusive financial advisor to RoyaltyShare, Inc. in its sale to The Orchard Enterprises, Inc.*

Pharus Securities  
November 2014

Digital Revenue Management

PHARUS SECURITIES

**P97 networks**  
Received Series A financing of \$8 million from

**emerald Technology Ventures**

**Atapco**

*The undersigned acted as the exclusive financial advisor to P97 Networks, Inc. in connection with the transaction*

Pharus Securities

Fuel Payment & Coupon

PHARUS SECURITIES

**Teachers Pay Teachers**  
Completed a growth financing with

**SPECTRUM EQUITY** **TIGER**  
Tiger Global Management, L.L.C.

**true ventures**

*The undersigned acted as the exclusive financial advisor to Teachers Synergy Inc. in connection with the transaction*

Pharus Securities  
May 2014

Education Technology

PHARUS ADVISORS

**MFM Industries**  
has been acquired by

**OIL-DRI**

*The undersigned acted as financial advisor to MFM Industries, Inc. in its sale, per section 363 of the US bankruptcy code, to Oil-Dri Corporation of America (NYSE:ODC)*

Pharus Advisors, LLC  
November 2013

Consumer Products

PHARUS SECURITIES

**AmberFin**  
has been acquired by

**DALET**

*The undersigned acted as the exclusive financial advisor to AmberFin Ltd., in its sale to Dalet S.A. (ENXTPA:DLT)*

Pharus Securities  
April 2014

Broadcast Technology

PHARUS ADVISORS

**bluewolf**  
Remote DBA Business  
has been acquired by

**datAvail**

*The undersigned acted as financial advisor to Bluewolf Inc., in the sale of its Remote DBA Business to Datavail Corporation, Inc.*

Pharus Advisors, LLC  
December 2012

IT Services

PHARUS ADVISORS

**SG SocialGuide**  
has been acquired by

**nielsen**

**incite**

*Principals of the undersigned acted as financial advisor to SocialGuide, Inc. in its sale to Nielsen Holdings N.V. and NMI Incite, LLC, a joint venture between Nielsen and McKinsey & Company, Inc.*

Pharus Advisors, LLC  
November 2012

Social TV Software

PHARUS ADVISORS

**ExperTune**  
has been acquired by

**metso**

*The undersigned acted as financial advisor to ExperTune Inc., in its sale to Metso Corporation*

Pharus Advisors, LLC  
November 2012

Industrial Software

PHARUS ADVISORS

**bluewolf**  
Success Guaranteed  
has been recapitalized by

**RIORDAN, LEWIS & HADEN | Equity Partners**

*The undersigned acted as financial advisor to Bluewolf Group, LLC in connection with the transaction*

Pharus Advisors, LLC  
October 2011

IT Services

PHARUS SECURITIES

**vertive** | Member of Offers.com  
has received growth capital from

**SIG**  
SUSQUEHANNA

*The undersigned acted as exclusive financial advisor to Vertive, publisher of Offers.com*

Pharus Securities, LLC  
October 2010

Online Marketing

PHARUS ADVISORS

**netkey**  
has acquired

**WEBPAVEMENT**

*The undersigned acted as financial advisor to Netkey, Inc. in connection with this acquisition*

Pharus Advisors, LLC  
AUGUST 2007

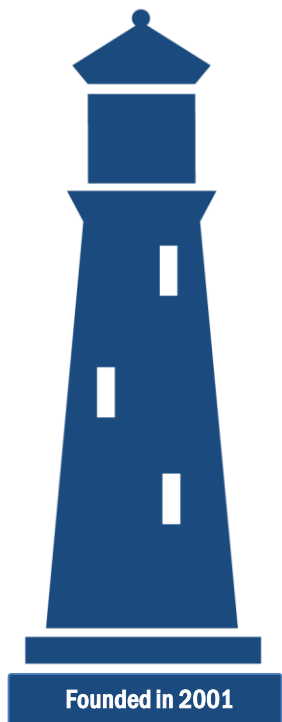
Retail Software



# 5. PHARUS OVERVIEW

## INTRODUCTION TO PHARUS

We are committed to providing clients a high level of attention, independent and objective advice, and creative solutions in challenging environments



### Industry Specialization and Experience

- Digital Media and Advertising
- Broadcast and Media Technology
- Education Technology
- Tech-Enabled Business Services
- Industrial Technology
- Financial Technology

### Global Reach / Cross-Border Expertise

- New York headquarters, with offices and affiliates in major technology hubs across the globe

### Extensive Advisory and Capital Market Capabilities

- Mergers and Acquisitions
- Valuation and Fairness Opinions
- Corporate Advisory
- Private Placements
- Principal Investments
- Recapitalizations

**90+**

Successful Transactions Completed

**900+**

Strategic Buyer Relationships

**1,100+**

VC and Private Equity Relationships

## CONTACT INFORMATION

**MICHAEL E. GOODMAN**

Co-Founder & Sr. Managing Director  
212.904.0102  
mgoodman@pharus.com

**KENNETH M. HARRELL**

Co-Founder & Sr. Managing Director  
212.904.0101  
kharrell@pharus.com

### NEW YORK HEADQUARTERS

551 Fifth Avenue 11<sup>th</sup> Floor | New York, NY 10176 | 212.904.0100

# DISCLAIMER

The information contained herein is obtained from sources we believe to be reliable but its accuracy and completeness, and that of the opinions based thereon, is not guaranteed. Pharus Advisors Holdings, or one or more of its partners, may have an interest in any of the securities or companies discussed herein. All rights reserved by Pharus Advisors Holdings, LLC. 2015 Copyright Pharus Advisors Holdings, LLC.

---

If you would like to be included on (or removed from) the distribution list for *The Lighthouse*, please contact Archit Vijoy at [avijoy@pharus.com](mailto:avijoy@pharus.com).